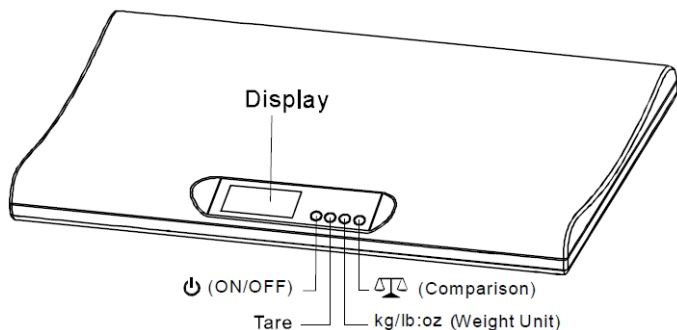


EN Nuvita 1300 - Digital baby scale

1. Description



ON/OFF button	View baby's weight and other information on how
[TARE] button	Switch ON or OFF the scale.
[Kg / lb:oz] button	Allows you to deduct initial tare weight.
button	Allows you to change weight unit
Tasto	Allows you to use COMPARISON function, explained in this manual.

2. Specifications

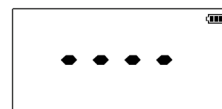
Range:	from 0,02 Kg to 18 Kg / from 1 oz to 40 lbs
Graduation:	5 gr. / 5 oz
Power supply:	2 x batteries AA (3,0 VDC)
Battery indicator:	Battery icon will flash " " if battery power is down.
Display:	Backlighted LCD panel.
Display dimensions:	69 x 32,5 mm
Dimensions:	540 x 345 x 57 mm
Net weight:	1,95 Kg
Storage environment:	-10°C – 55°C
Operating environment:	10°C – 40°C 0.2kg-3.995kg (0.005kg)
Precision of weight measurements:	4kg-9.995kg (0.010kg) 10kg-18kg (0.015kg)

3. Batteries installation

1. Turn the scale and remove the battery cover which is located at the bottom.
2. Insert two standard batteries size AA being sure to observe the polarity indicated in the battery compartment
3. Close the batteries cover and place the scale on a flat and hard surface to weight the baby. Carpet or soft surface is not suitable for weighing.
4. Before putting a baby on the scale, be sure that the surface of the scale is completely dry and not slippery.

4. Normal weighing function

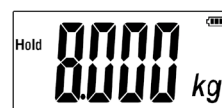
1. Press "ON/OFF" button to switch ON the scale. Four bars and battery icon will show and change to fig.4.2.



2. "0.000 Kg" and battery icon will show. "0:0 lb:oz" will show if lb:oz unit is selected.



3. Put the baby onto the scale. The weight is determined when "Hold" appears.



NOTE

Since a baby is a moving object, the weight on the display will fluctuate during weighing process. It will take 15 seconds for the scale to catch a weight of the moving baby and lock it. The locked weight will show 10 seconds and then the scale will switch off automatically).

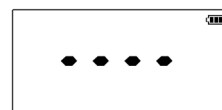
4. "Err" will show if the scale is overloaded.



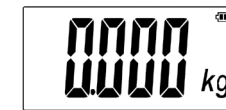
5. TARE function

This feature allows you to weigh and to exclude the weight of any tissue or blanket placed on the scale when weighing the baby naked.

1. Press "ON/OFF" button to switch ON the scale. Four bars and battery icon will show and change to fig.5.1.



2. "0.000 Kg" and battery icon will show. "0:0 lb:oz" will show if this unit is selected.



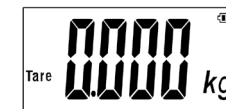
3. Place the blanket on the scale. Weight of the blanket will show.



4. When "Hold" appears press the [TARE] button immediately.



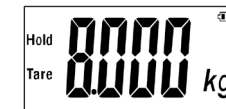
5. "0.000 Kg" (0:0 lb:oz will show if this unit is selected), TARE and battery icons will show.



6. NOTE: Leave the blanket on the scale. If you remove the blanket from the scale, the display will show a negative weight.



7. Put the naked baby onto the blanket. Net weight of the naked baby will show when "Hold" appears. The scale will switch off automatically after 10 seconds.



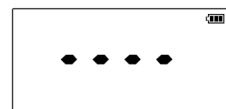
6. Unit selector function

1. Press "ON/OFF" to switch ON the scale.
2. Before putting the baby onto the scale, press [Kg/lb:oz] button to select the weight unit.
3. Determined weight unit will show when the scale is switched ON next time.

7. Funzione COMPARISON (Comparison icon)

1. This feature allows you to weigh the amount of milk or food
2. given to the baby during meals.

3. After feeding the baby, press "Comparison" button once to switch ON the scale. Four bars and battery icon will show and change to fig.7.4. appariranno quattro trattini.



4. The weight of the baby before feeding will show. (NOTE: This is a minus figure)



5. Put the baby fed with milk onto the scale, weight of milk fed to the baby will show.



Fig. 7.5

EXAMPLE

If the weight of the baby before feeding is 8,0 Kg, this 8,0 Kg will be stored after the baby is weighed by using normal weighing function (see chapter 4). “-8,000 Kg” (minus 8,0 Kg) will show when this “ ” button is pressed. Then put the baby with milk fed on the scale. Weight of the milk fed to the baby will show. If the baby is fed with 320 gr. (weight) of milk, “0,320 Kg” will show. The total weight of the baby with milk fed is:

$$8,000 \text{ Kg} + 0,320 \text{ Kg} = 8,320 \text{ Kg}$$

The scale will switch OFF automatically after 10 seconds.

Warning and general safety rules

- Read the instructions of this manual before using this appliance. It contains important information regarding the use of this appliance and safety rules.
- Any incorrect operation and improper use may damage the appliance and cause danger to the user.
- Never leave the baby unattended during weighing
- Use the scale only to weight babies below the maximum capacity. Over loading will cause damage and danger.
- To clean the balance use a soft cloth dampened with a bit of water. Do not immerse the scale in liquid or rinse under running water.
- For cleaning do not use detergents or solvents aggressive or abrasive
- When the scale is in use, keep away from any electromagnetic wave source such as microwave oven, mobile phones and wireless network.
- Do not short circuit the battery poles.
- Do not try to repair the appliance by yourself to avoid any dangers related to electricity.
- Never let children play with any packing materials, especially plastic bags. Plastic bags may cause suffocation.
- In case of fan electrostatic malfunction, reinstall batteries to resume normal performances.
- If the display shows the error message “Err”, switch OFF the scale. Then switch ON again and follow the instructions.
- Never leave anything onto the platform of scale when not in use.
- Do not use the balance to a sustained load as it can damage the mechanism of measurement.
- Stored weight record will be deleted when new batteries are inserted.
- The scale will switch OFF automatically in 1 minute after the scale is switched ON and not in use. To switch OFF the scale

immediately, press “ ” button and hold about half second.

- Avoid abrupt movement or that the scale falls.
- The scale is intended for private use and to measure the weight of the baby. It is not allowed to use the scale in medicine or for purposes other than private use.
- As the scale is intended exclusively for private use is exempt from the requirement to submit the instrument to the periodic inspections of the law, stating that they are to protect the accuracy and reliability of the regularity of transactions.

WARRANTY - TERMS AND CONDITIONS

This product benefits of a warranty of 24 months on material and manufacturing defects, starting from the date of purchase (see sales slip).

The warranty of 24 months does not include damages caused by the usual use of parties identified as “consumable” (e.g., batteries, brush heads or parts subject to usury).

The legal guarantee of 24 months is void if:

- The product has undergone aesthetic damage due to improper use not in accordance with instructions in the manual.
 - This product has been modified and/or tampered with.
 - The cause of the failure was due to poor maintenance of the individual components and/or accessories and/or supplies (e.g. oxidation and/or scaling due to the retention of water or other liquids, sediment blocking the sensor, leak of corrosive liquid from batteries).
- The following is excluded from the legal guarantee of 24 months:
- Costs related to replacements and/or repair of parts subject to wear or costs for ordinary maintenance of the product.
 - The costs and risks involved in transporting the product to and from the store where you purchased or otherwise authorized collection centre to receive the products under warranty.
 - Damage caused by or resulting from improper installation or improper use not in accordance with the directions in the instruction manual.
 - Damage due to natural disasters, accidental events or adverse conditions not compatible with the product.
 - Defects that have a negligible effect on product performance.

The manufacturer, distributor and all the parties involved in the sale do not assume any liability for losses and economic damage from any malfunction of the product. In accordance with current regulations the manufacturer, distributor and all the parties involved in the sale are not responding in any case for damages, including direct, indirect ones, loss of net income, loss of savings and additional damage and other details consequences going beyond the damage caused by the breach of warranty, contract, strict liability, wrongdoing or due to other causes, resulting from the use or inability to use the product and/or paper and electronic documents, including the lack of service.

For further information on the help service visit the website www.nuvitababy.com